

BŌTOBOKKUSU (BOAT BOXES)

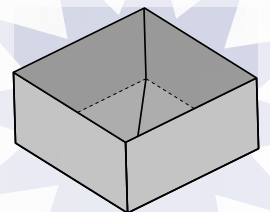
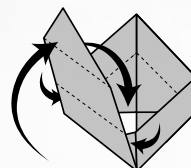
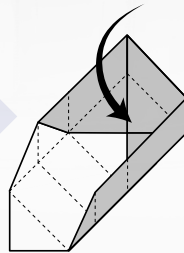
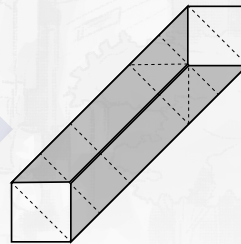
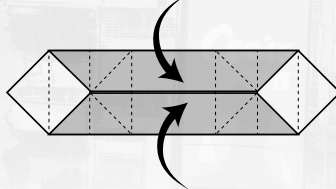
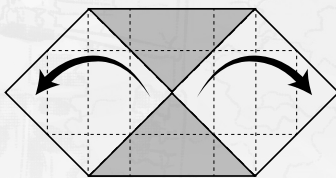
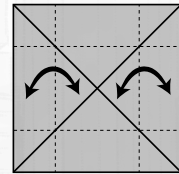
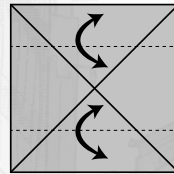

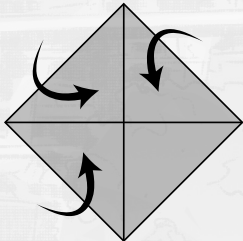
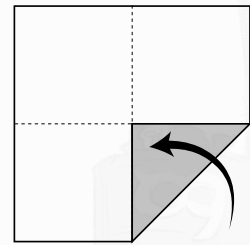
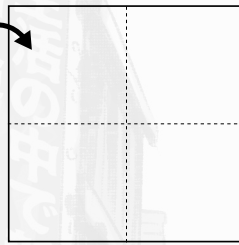
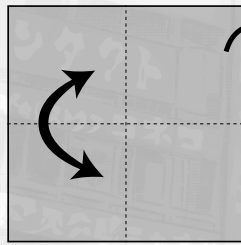
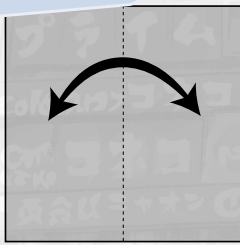
Print all 4 box designs and follow the instructions below to obtain your very own Nyakuza boat storage boxes!

Proceed in the following order:

1. Print all 4 box patterns at size 100%.
2. Cut out the box design along the edge of the dotted-lines to get 4 square origami sheets.
3. Follow the folding instructions below (adult cats can help kittens to assemble their boxes).
4. After each game, you can store each set of boat tokens in their corresponding boxes.



Start print side up!



NYAKUZĀ





